


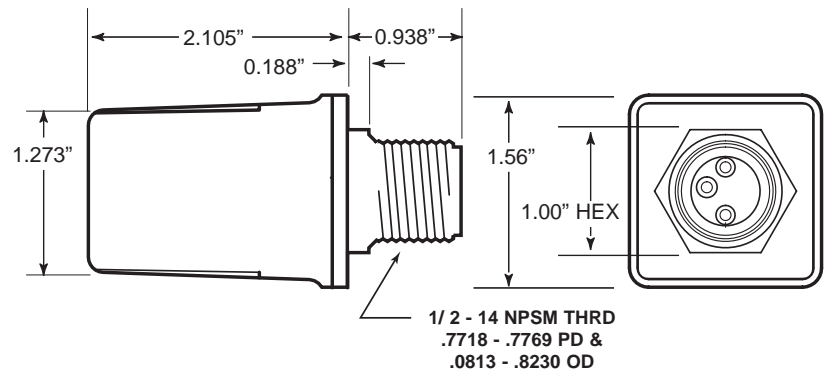
AG4801

- For 277 VAC and 480 VAC Single phase applications
- For Outdoor light poles and ballasts
- For installation in Category "C", "B" and "A" locations
 - Service Entrance, branch panel and individual equipment applications
- Parallel installation
- Multi-Mode protection
 - Line - to - Ground
 - Line - to - Line
- NEMA 4 polycarbonate plastic enclosure
 - 1/2" nipple wire entry
 - UV resistant
- 18", 10-gauge color coded leads
 - 18" 6-gauge ground lead (FDOT specification)
- Mounting Bracket Option (AG1BRKT)
- UL Listed to Lightning Protective Device
 - OWHX - Listing Number 94X1
- CSA Certified
 - Listing Number LR38268
- Two year product warranty



Features and Applications:

The **AG4801** is a Metal Oxide Varistor (MOV) based hardwired Lightning Protective device that is UL listed as a Secondary Surge Arrester, Category **OWHX**. These devices, commonly called Lightning Arresters, have been tested according to the ANSI/IEEE Standards C62.11 and C62.34. Secondary Surge Arresters are designed to protect electrical equipment from the damaging effects of transient surges caused by lightning, utility switching, electric motor cycling, insulation arcing and various other large or sudden changes in electric current flow.



The AG4801 is a single phase, two-pole arrester designed to protect single phase 277 volt or 480 volt electrical systems. Installation of the arrester can be made indoors or outdoors. Secondary Surge Arresters may be installed at the meter can or on the service entrance. Installation is allowed on the line side or the load side of the main disconnect of the service. Arresters may also be installed at an individual piece of equipment.

The AG4801 housing is molded from weather and UV resistant polycarbonate which complies with the UL Standard for strength and flame resistance. All electrical connections in the AG Series are imbedded in a UL recognized epoxy to seal and protect them from moisture and corrosion.

A partial list of applications that the AG Series is recommended for includes street lights, parking lot lights, and DOT applications.

Performance Characteristics:

MODEL	SERVICE VOLTAGE	POLES	LEADS & LENGTH	WIRE CONFIGURATION	ACTUAL CLAMPING VOLTAGE (line to ground)		
					1,500 A	5,000 A	10,000 A
AG4801	277 or 480	2	2 - 18" 10 gauge 1 - 18" 6 gauge	L1, L2, GND/N	1450	2130	2620

Specifications:

TECHNOLOGY: Parallel Metal Oxide Varistors

CONFIGURATION: Each line to ground/neutral

MAXIMUM LINE VOLTAGE: 480 volts AC line to ground

ENCLOSURE: Weatherproof and UV resistant NEMA 4 molded polycarbonate.

ENCAPSULATION: UL component recognized epoxy potting compound. UL Flame class 94V-0; Relative Temperature Index: Electric - 90, Mechanical - 90.

MOUNTING: 1/2" x 20 threaded nipple.

MOUNTING BRACKET: Right angle aluminum racket (Optional). Order **AG1BRKT**.

WIRING: 18" of 10 gauge stranded copper wire is preconnected for each phase, neutral and 6 gauge to ground. Wires exit the enclosure through the 1/2" nipple.

WIRE COLOR CODE: Black - phase leads, White - ground/neutral lead.

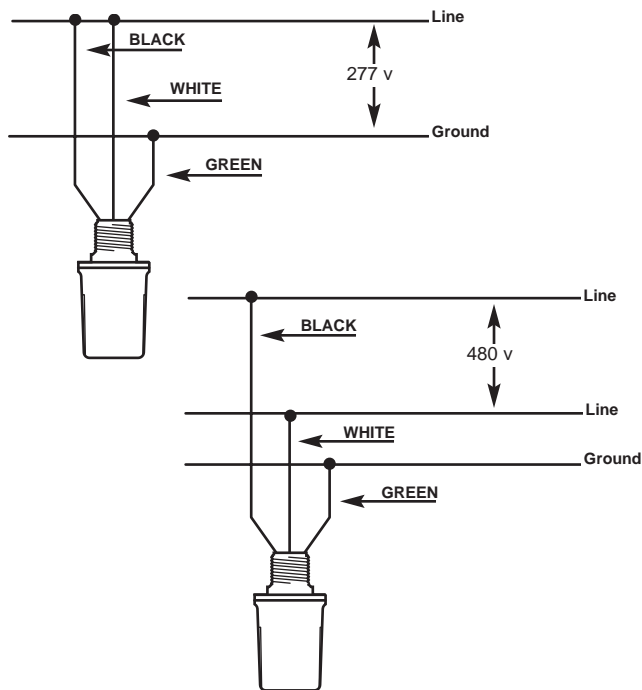
WEIGHT: 0.5 pounds, 0.8 pounds in carton.

AGENCY LISTINGS:

cULus: OWHX - Listing No. 94X1

AMBIENT OPERATING TEMPERATURE: - 40 to + 85 °C (- 40 to + 185 °F).

Wiring Diagrams:



Suggested Specifications:

The Secondary Surge Arrester (commonly known as a lightning arrester) shall be listed by Underwriters Laboratories (OWHX), ANSI/IEEE C62.11 for Category 'C' locations. The arrester shall provide protection between each phase conductor and ground. The Maximum Continuous Operating Voltage (MCOV) shall be a minimum of 550 volts AC between phase and ground. The Secondary Surge Arrester shall employ parallel MOV's and provide protection from Category 'C' level transient surges as defined in ANSI/IEEE C62.11, C62.34, C62.41.1 and C62.41.2 without degradation of components.

The arrester housing shall be constructed of UV resistant polycarbonate or material of equal strength and UV resistance. All electrical connections shall be sealed in a UL component recognized epoxy to exclude moisture, dirt and corrosion. The encapsulation shall have a minimum UL Flame Class rating of 94V-0. A one-half inch threaded nipple and locknut shall be provided. Leads shall be a minimum of twelve gauge and eighteen inches in length.

When subjected to a 8 x 20 μS test impulse, the Peak Clamping Voltage shall be no greater than 1,450 volts for 1500 Amps, 2,130 volts for 5,000 Amps or 2,620 volts for 10,000 Amps (@ 4 x 10 μS).

The arrester shall carry a two year warranty and be manufactured by a company who has engaged in the manufacture of such products for a minimum of five years.



WARRANTY AND LIMITATION OF LIABILITY

If within two (2) years from the date of purchase, this Secondary Surge Arrester fails due to defect in material or workmanship, Intermatic Incorporated will repair or replace it free of charge. The warranty does not apply to: (a) damage caused by accident, abuse, mishandling, dropping; (b) units which have been subject to unauthorized repair, opened, taken apart; (c) units not used in accordance with directions. Some states do not allow a limitation of damages, so the foregoing limitations may not apply to you. This warranty gives you specific legal rights and you may also have other rights, which vary, from state to state. This warranty service is available by either (a) returning the product to the dealer from whom the unit was purchased, or (b) obtaining a Returned Authorization from the Intermatic Service Center at 815-675-7000. Contact the company or refer to the warranty sheet enclosed with each product for complete warranty details.

INTERMATIC INCORPORATED

SPRING GROVE, ILLINOIS 60081

www.intermatic.com

© 2004

300AG10011